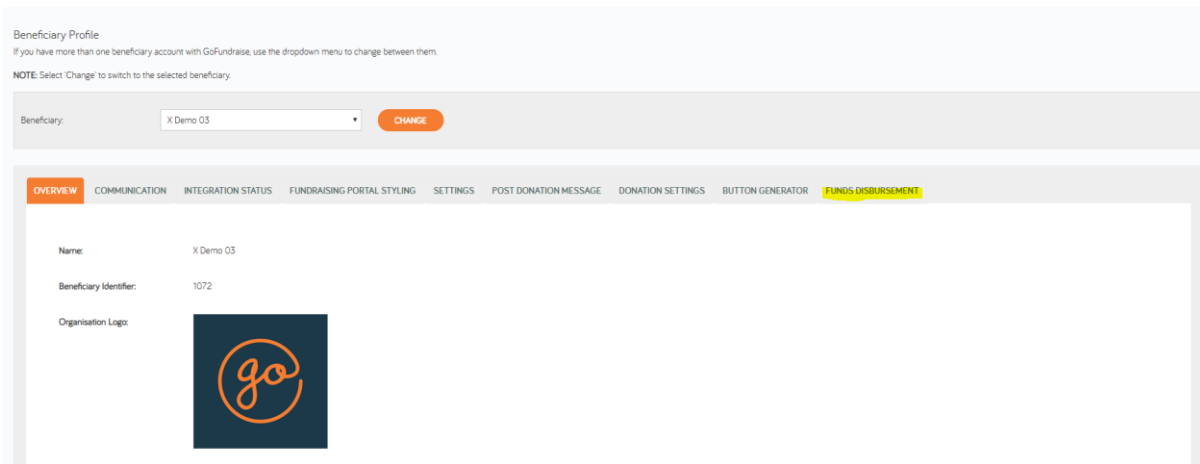


How to connect a Stripe Account to a GoFundraise Account

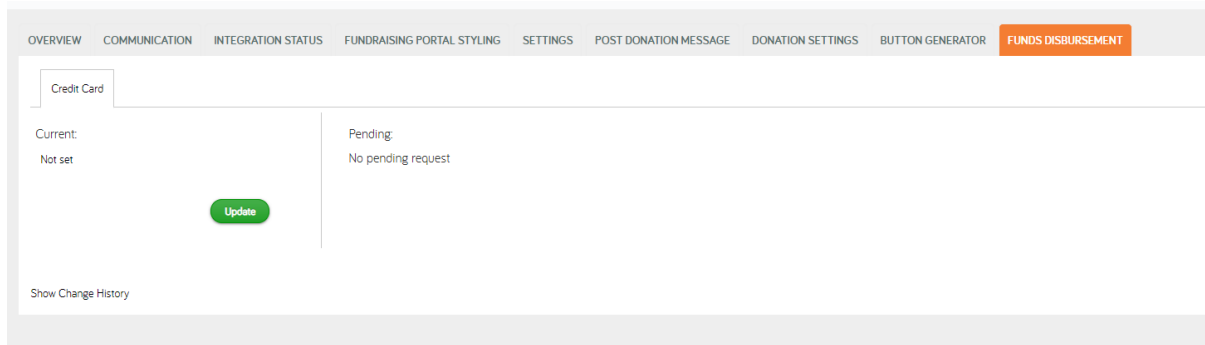
Go To your **Beneficiary Profile Area**

<https://www.gofundraise.com/eventcreator/beneficiaries/my-profile>

Click on the **Funds Disbursement tab**.



Click **Update** to Add / Update your Current Disbursement settings



Under payment settings, the only option available at present is **Custom Gateways -> Stripe**.

You must either have or create a Stripe account to proceed. Future Gateways may be available in the future.

Payment Settings:

Gateway Type:

Custom Gateway ▼

Stripe ▼

Select your Preferred Merchant. Select **My Merchant** if you prefer to use your merchant rates (you will be charged Card Fees by Stripe at **your** rates, although a 0.2% transfer fee is still charged by GoFundraise), OR, select **GoFundraise Merchant** if you wish to use GoFundraise's merchant account at our **industry leading rates**.

Preferred Merchant:

Payment Gateway Name:

Give your account a name (**Payment Gateway Name**) -> This can be any simple name you like to remember what account you have set up and is not actively used in the system.

Preferred Merchant:

Payment Gateway Name:

Secret Key:

Now click **Connect with Stripe**

OVERVIEW COMMUNICATION INTEGRATION STATUS FUNDRAISING PORTAL STYLING SETTINGS POST I

Credit Card

Payment Settings:

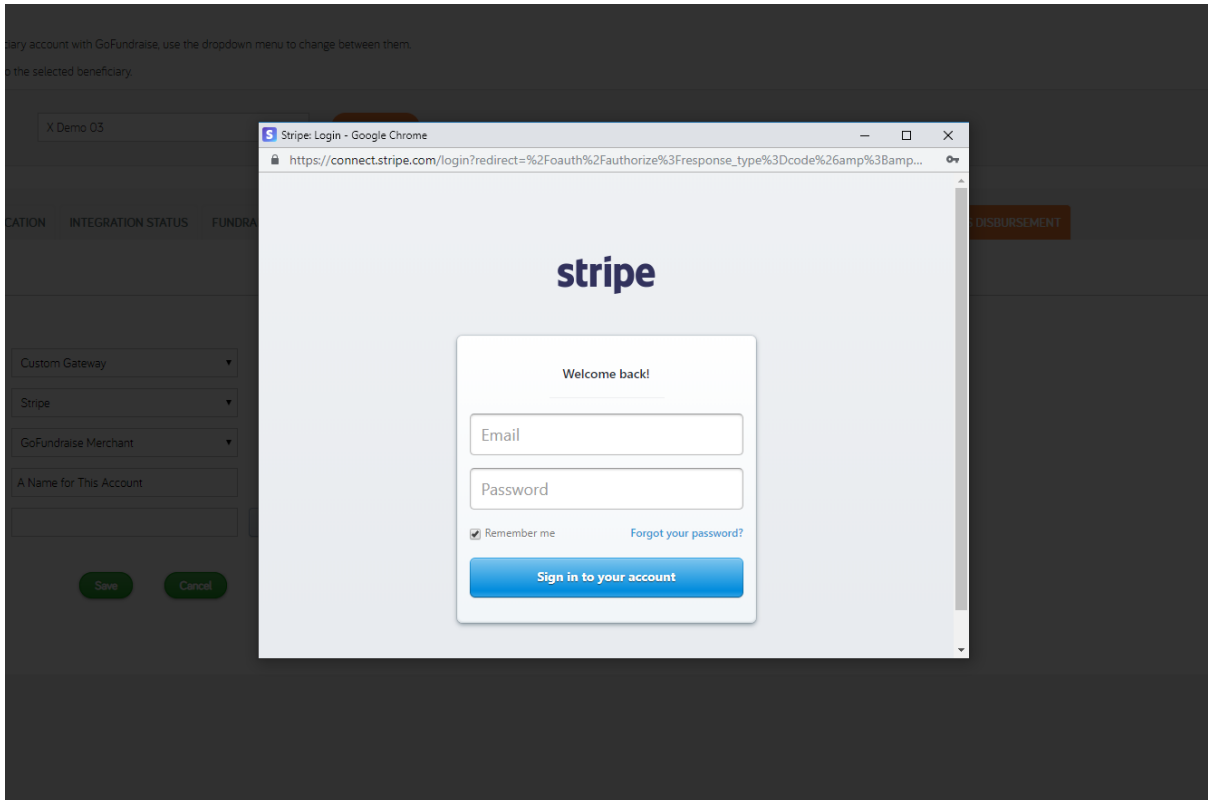
Gateway Type:

Preferred Merchant:

Payment Gateway Name:

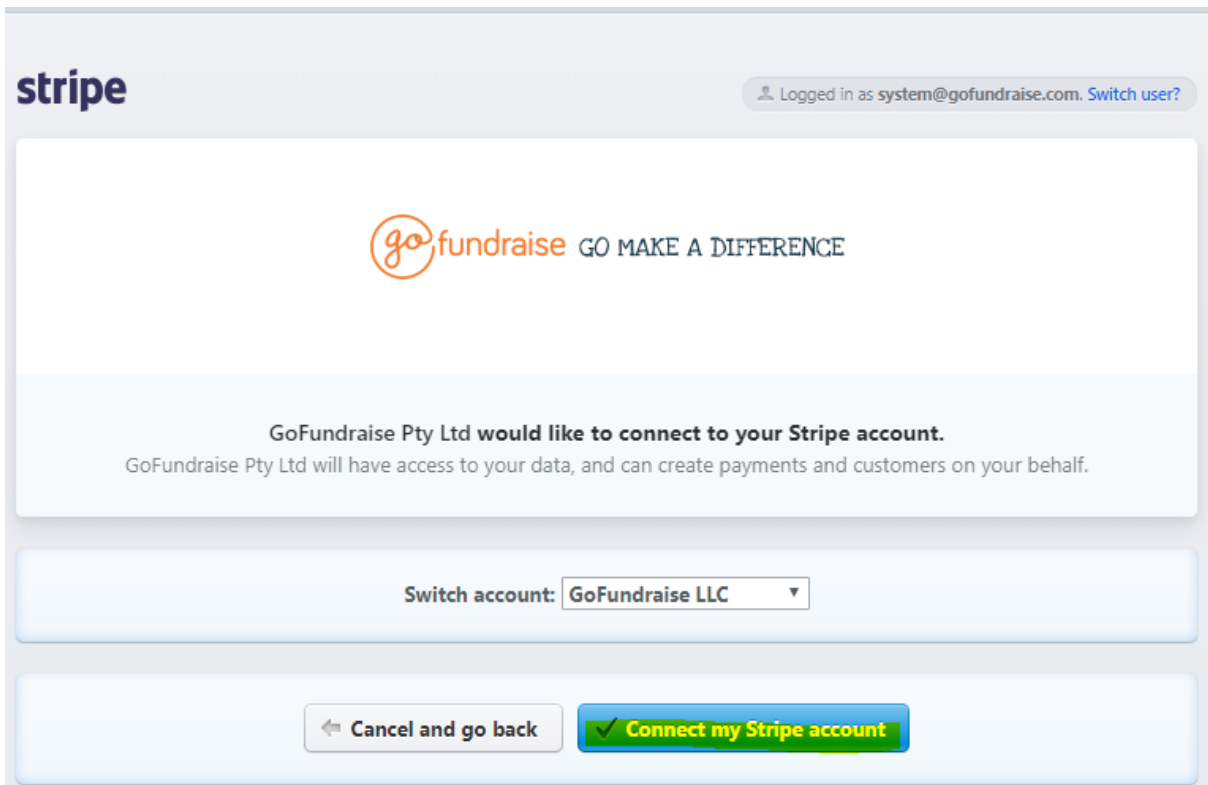
Secret Key:

S **Connect with Stripe**



When prompted, **sign-in to your Stripe Account.**

Click **"Connect My Stripe Account"** in the Stripe pop-up.



Once returned to the GoFundraise page, click **Save** to complete your connection.

Credit Card

Payment Settings:


Gateway Type: Custom Gateway ▼

Stripe ▼

Preferred Merchant: GoFundraise Merchant ▼

Payment Gateway Name: A Name for This Account

Secret Key: sk_test_wtce6XFKmXTOfS2kuAAJX6PY00

 Connect with Stripe

[Save](#) [Cancel](#)

Your Gateway has now been sent to GoFundraise for approval and finalisation. Once it has been approved you will see the following:

Credit Card

Current:

Gateway Type:	Stripe
Requested By	Me 30 Apr, 2019 4:50PM
Approved By	A GoFundraise Admin 30 Apr, 2019 4:51PM

At this point in time your Funds Disbursement account is now Fully set up!